

The Export Footwear and parts of Thailand

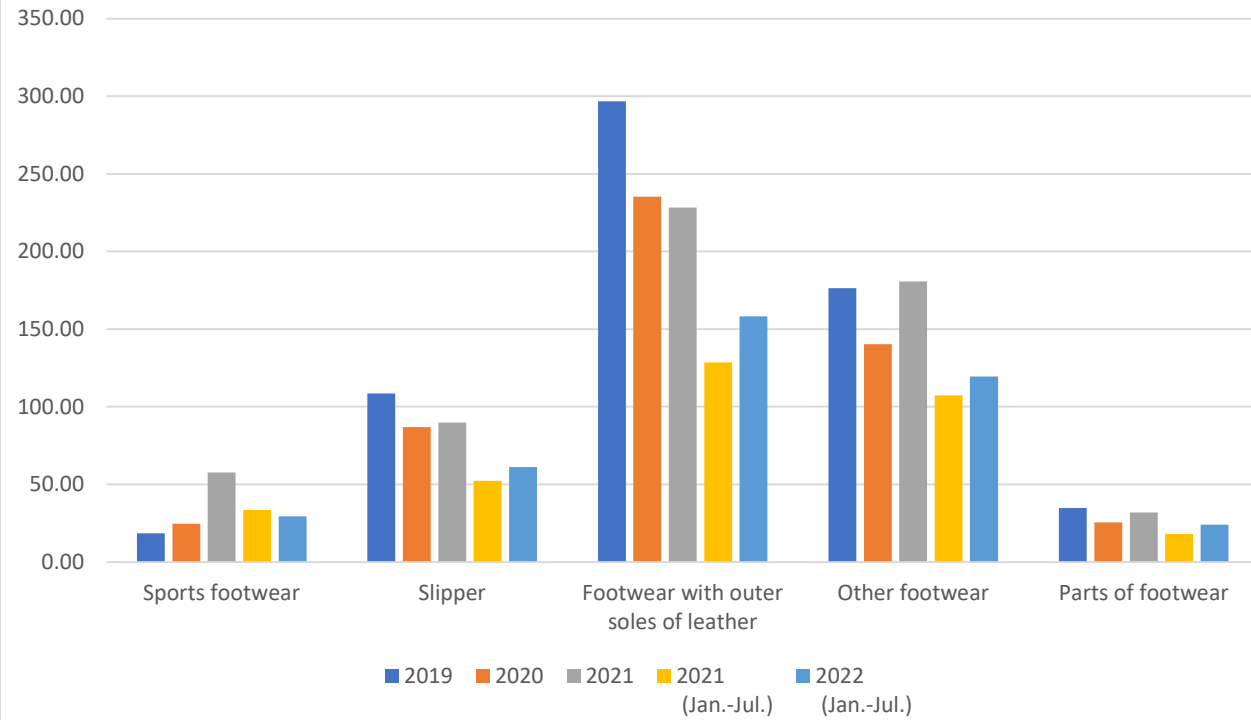


- 1 Footwear and parts of Thailand
- 2 Sports footwear
- 3 Slipper
- 4 Footwear with outer soles of leather
- 5 Parts of footwear
- 6 Other footwear

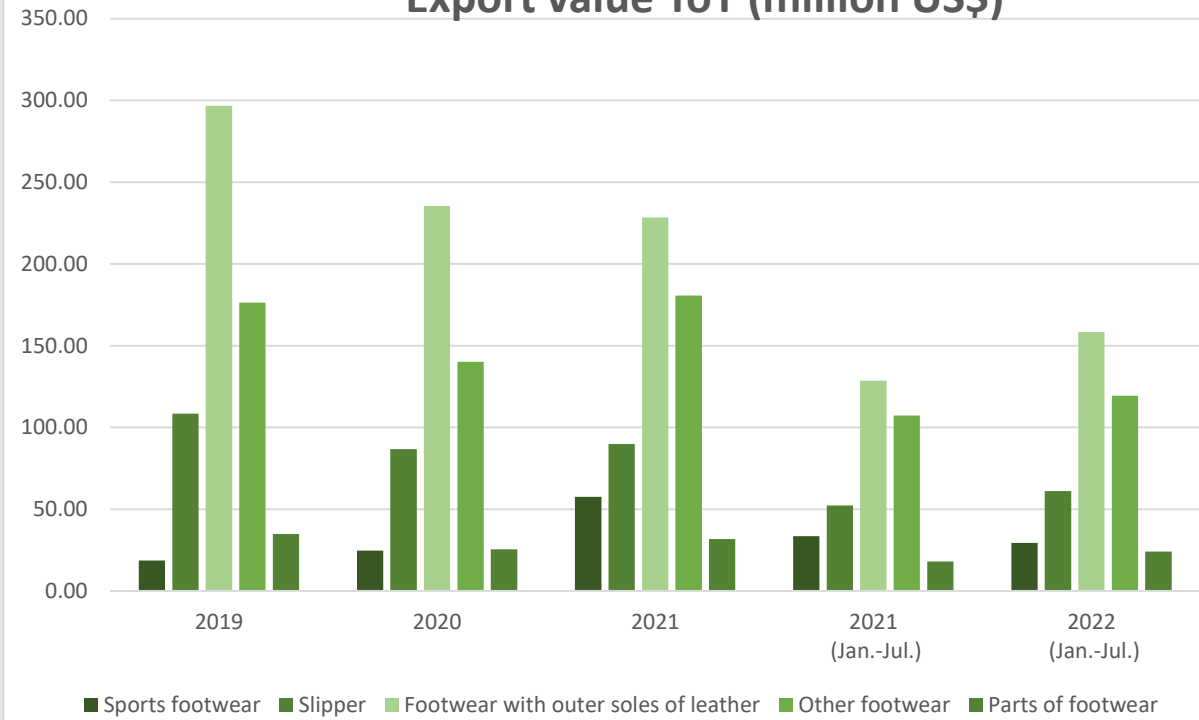
Export Footwear and parts thereof

no.	catalogue	value : million US\$					growth rate(%)				
		2019	2020	2021	2021 (Jan.- Jul.)	2022 (Jan.- Jul.)	2019	2020	2021	2021 (Jan.- Jul.)	2022 (Jan.- Jul.)
1	Sports footwear	18.56	24.69	57.57	33.54	29.43	-3.15	33.04	133.14	172.51	-12.27
2	Slipper	108.46	86.81	89.85	52.19	61.10	6.94	-19.97	3.50	-2.67	17.07
3	Footwear with outer soles of leather	296.80	235.4 0	228.38	128.58	158.31	-2.12	-20.69	-2.98	-11.50	23.12
4	Other footwear	176.31	140.1 9	180.75	107.29	119.43	1.56	-20.48	28.93	29.74	11.31
5	Parts of footwear	34.81	25.38	31.82	17.96	24.07	17.45	-27.08	25.33	18.18	34.03
Total		634.94	512.4 7	588.37	339.56	392.34	1.26%	-19.29%	14.81%	9.85%	15.54%

Export value by product (million US\$)



Export value YoY (million US\$)





Footwear
Industry Club

Footwear and parts thereof

no.	country/ region	value : million US\$					growth rate(%)					share (%)				
		2019	2020	2021	2021 (Jan.- Jul.)	2022 (Jan.- Jul.)	2019	2020	2021	2021 (Jan.- Jul.)	2022 (Jan.- Jul.)	2019	2020	2021	2021 (Jan.- Jul.)	2022 (Jan.- Jul.)
1	U.S.A.	99.82	85.55	131.05	64.85	93.79	2.40	- 14.30	53.18	28.01	44.62	15.72	16.69	22.27	19.10	23.91
2	MYANMAR	44.09	39.09	39.38	23.09	26.84	5.17	- 11.33	0.72	-3.56	16.25	6.94	7.63	6.69	6.80	6.84
3	CHINA	35.81	41.08	43.02	26.61	20.42	10.29	14.71	4.72	25.41	-23.25	5.64	8.02	7.31	7.84	5.21
4	FRANCE	32.57	17.41	24.59	11.66	17.17	8.12	- 46.54	41.22	10.95	47.21	5.13	3.40	4.18	3.43	4.38
5	DENMARK	46.27	34.92	32.45	23.03	16.10	-7.91	- 24.53	-7.06	-2.97	-30.07	7.29	6.81	5.52	6.78	4.10
6	U. ARAB EMIRATES	27.85	18.54	23.31	13.06	15.59	-5.63	- 33.42	25.73	12.83	19.38	4.39	3.62	3.96	3.85	3.97
7	VIETNAM	17.07	15.44	18.86	11.64	15.58	18.06	-9.52	22.09	28.30	33.78	2.69	3.01	3.20	3.43	3.97
8	NETHERLANDS	12.37	11.74	10.79	6.74	13.45	106.8 3	-5.09	-8.06	-12.27	99.57	1.95	2.29	1.83	1.99	3.43
9	UNITED KINGDOM	48.19	30.21	13.38	9.18	13.22	-5.17	- 37.32	-55.71	-54.97	43.96	7.59	5.89	2.27	2.70	3.37
10	JAPAN	26.60	21.67	19.89	12.03	12.49	-6.97	- 18.52	-8.20	-18.65	3.83	4.19	4.23	3.38	3.54	3.18
Total 10 records		390.63	315.65	356.71	201.89	244.65	2.37	- 19.19	13.01	4.30	21.18	61.52	61.59	60.63	59.45	62.36
Other		244.31	196.82	231.65	137.68	147.69	-.47	- 19.44	17.69	19.16	7.27	38.48	38.41	39.37	40.55	37.64
Total		634.94	512.48	588.36	339.57	392.34	1.26	- 19.29	14.81	9.85	15.54	100.00	100.00	100.00	100.00	100.00

Sports footwear

no.	country / region	value : million US\$					growth rate (%)					share (%)				
		2019	2020	2021	2021 (Jan.-Jul.)	2022 (Jan.-Jul.)	2019	2020	2021	2021 (Jan.-Jul.)	2022 (Jan.-Jul.)	2019	2020	2021	2021 (Jan.-Jul.)	2022 (Jan.-Jul.)
1	U.S.A.	0.86	3.93	12.89	6.87	7.73	-57.77	356.71	228.37	471.11	12.48	4.63	15.90	22.39	20.48	26.25
2	DENMARK	0.06	0.59	8.99	6.16	3.71	192.72	879.93	1,421.46	5,402.77	-39.76	0.32	2.39	15.62	18.36	12.60
3	S. KOREA	0.45	0.59	3.88	2.36	2.40	194.95	31.06	557.62	1,114.11	1.67	2.43	2.39	6.74	7.03	8.15
4	JAPAN	0.63	0.38	3.63	2.48	1.47	87.60	-39.43	851.44	1,566.35	-40.84	3.40	1.55	6.31	7.40	4.99
5	PAKISTAN	1.62	0.32	0.79	0.50	1.41	-45.65	-80.21	144.17	6,189.87	183.12	8.75	1.30	1.36	1.48	4.78
6	POLAND	0.01	0.00	0.07	0.00	1.20	-67.74	-100.00	0.00	0.00	400,533.33	0.05	0.00	0.12	0.00	4.08
7	LAOS	0.98	0.79	0.73	0.45	1.13	-13.43	-19.79	-7.99	-10.55	151.38	5.30	3.20	1.26	1.34	3.83
8	NORWAY	1.71	1.49	1.21	0.18	1.07	15.38	-12.93	-18.72	-84.85	494.39	9.20	6.02	2.10	0.54	3.63
9	FRANCE	0.23	0.58	0.48	0.29	1.05	28.68	153.11	-18.06	-32.83	265.96	1.24	2.35	0.83	0.86	3.58
10	CHINA	0.99	7.69	2.09	1.02	0.85	7.84	676.57	-72.85	-74.13	-17.26	5.34	31.16	3.63	3.05	2.88
Total 10 records		7.55	16.36	34.74	20.30	22.01	-18.64	116.81	112.37	162.36	8.39	40.66	66.26	60.36	60.53	74.78
Other		11.01	8.33	22.82	13.24	7.42	11.38	-24.35	173.93	189.71	-43.95	59.34	33.74	39.64	39.47	25.22
Total		18.56	24.69	57.57	33.54	29.43	-3.15	33.04	133.14	172.51	-12.27	100.00	100.00	100.00	100.00	100.00

Slipper

no	country/ region	value : million US\$					growth rate(%)					share (%)				
		2019	2020	2021	2021 (Jan.- Jul.)	2022 (Jan.- Jul.)	2019	2020	2021	2021 (Jan.- Jul.)	2022 (Jan.- Jul.)	2019	2020	2021	2021 (Jan.- Jul.)	2022 (Jan.- Jul.)
1	MYANMAR	37.59	35.22	31.81	18.39	23.07	11.59	-6.30	-9.69	-13.89	25.43	34.66	40.58	35.41	35.24	37.76
2	CAMBODIA	14.95	12.56	10.96	5.99	7.41	27.98	-15.95	-	-23.02	23.56	13.78	14.47	12.20	11.48	12.12
3	U. ARAB EMIRATES	11.55	7.24	10.53	5.36	6.26	-8.19	-37.29	45.31	23.08	16.76	10.65	8.35	11.72	10.27	10.25
4	SAUDI ARABIA	4.21	3.55	2.42	1.55	2.76	-8.94	-15.74	-	-39.14	78.70	3.88	4.09	2.70	2.96	4.52
5	PHILIPPINES	0.03	1.05	2.02	0.93	2.61	-87.41	2,968.7 1	92.37	5,823.57	180.99	0.03	1.21	2.25	1.78	4.28
6	VIETNAM	2.05	2.46	2.21	1.72	2.42	7.82	20.21	-	28.91	40.72	1.89	2.83	2.46	3.29	3.95
7	KENYA	1.06	1.74	2.87	1.07	2.36	-5.69	64.69	65.06	5.94	120.62	0.97	2.01	3.20	2.05	3.87
8	KUWAIT	2.76	0.82	1.65	0.74	1.81	14.66	-70.49	102.1 0	48.91	144.56	2.55	0.94	1.84	1.42	2.96
9	U.S.A.	1.66	0.66	0.97	0.58	1.02	-40.04	-60.21	45.82	50.08	75.70	1.53	0.76	1.07	1.12	1.67
10	LAOS	3.13	2.84	3.32	2.01	1.02	146.95	-9.27	16.84	24.29	-49.40	2.88	3.27	3.69	3.86	1.67
Total 10 records		79.00	68.15	68.76	38.35	50.75	9.24	-13.74	.90	-6.25	32.33	72.83	78.50	76.53	73.47	83.05
Other		29.47	18.66	21.08	13.84	10.36	1.23	-36.67	12.99	8.84	-25.18	27.17	21.50	23.47	26.53	16.95
Total		108.4 6	86.81	89.85	52.19	61.10	6.94	-19.97	3.50	-2.67	17.07	100.00	100.00	100.00	100.00	100.00

Footwear with outer soles of leather

no.	country/ region	value : million US\$					growth rate(%)					share (%)				
		2019	2020	2021	2021 (Jan. - Jul.)	2022 (Jan. - Jul.)	2019	2020	2021	2021 (Jan. - Jul.)	2022 (Jan. - Jul.)	2019	2020	2021	2021 (Jan. - Jul.)	2022 (Jan. - Jul.)
1	U.S.A.	75.86	60.33	85.88	42.13	57.94	4.06	-20.48	42.36	13.79	37.53	25.56	25.63	37.60	32.76	36.60
2	CHINA	25.52	22.46	25.98	14.89	15.20	1.65	-11.97	15.65	23.54	2.06	8.60	9.54	11.37	11.58	9.60
3	NETHERLANDS	10.65	10.61	8.75	5.71	11.23	135.9 3	-0.39	-17.51	-17.97	96.87	3.59	4.51	3.83	4.44	7.10
4	FRANCE	9.68	9.56	15.29	7.67	11.07	31.22	-1.23	59.94	30.44	44.32	3.26	4.06	6.70	5.96	6.99
5	DENMARK	35.95	24.52	12.43	9.80	8.42	- 12.59	-31.80	-49.29	-44.29	-14.09	12.11	10.42	5.44	7.62	5.32
6	UNITED KINGDOM	33.63	19.69	6.50	4.99	7.00	13.94	-41.44	-66.98	-62.27	40.19	11.33	8.37	2.85	3.88	4.42
7	JAPAN	14.70	12.43	8.72	5.03	5.67	- 13.32	-15.42	-29.89	-41.29	12.75	4.95	5.28	3.82	3.91	3.58
8	AUSTRALIA	10.42	7.86	9.78	5.66	5.56	16.30	-24.58	24.45	39.25	-1.74	3.51	3.34	4.28	4.40	3.51
9	CANADA	7.01	6.80	5.95	3.77	4.85	- 16.27	-2.94	-12.50	-14.86	28.82	2.36	2.89	2.61	2.93	3.07
10	GERMANY	2.13	5.09	4.27	2.29	3.53	- 65.11	139.08	-16.18	-37.63	54.05	0.72	2.16	1.87	1.78	2.23
Total 10 records		225.55	179.36	183.55	101.93	130.47	2.09	-20.48	2.34	-10.17	28.00	75.99	76.19	80.37	79.27	82.42
Other		71.25	56.04	44.83	26.65	27.84	- 13.41	-21.34	-20.01	-16.24	4.45	24.01	23.81	19.63	20.73	17.58
Total		296.80	235.40	228.38	128.58	158.31	-2.12	-20.69	-2.98	-11.50	23.12	100.00	100.00	100.00	100.00	100.00

Other footwear

no.	country/ region	value : million US\$					growth rate(%)					share(%)				
		2019	2020	2021	2021 (Jan.- Jul.)	2022 (Jan.- Jul.)	2019	2020	2021	2021 (Jan.- Jul.)	2022 (Jan.- Jul.)	2019	2020	2021	2021 (Jan.- Jul.)	2022 (Jan.- Jul.)
1	U.S.A.	21.02	20.19	30.13	15.08	24.88	9.79	-3.95	49.18	26.86	64.97	11.93	14.40	16.67	14.05	20.83
2	INDIA	12.47	11.28	14.76	7.22	10.36	-22.05	-9.54	30.85	44.46	43.44	7.07	8.04	8.16	6.73	8.68
3	ITALY	8.58	4.14	9.64	6.45	6.13	43.49	-51.73	132.82	205.60	-4.96	4.87	2.95	5.33	6.01	5.13
4	U. ARAB EMIRATES	5.99	5.24	6.32	4.12	5.54	8.76	-12.60	20.63	14.68	34.38	3.40	3.73	3.49	3.84	4.64
5	JAPAN	10.64	8.19	7.04	4.17	5.12	0.50	-23.06	-14.03	-25.64	22.56	6.03	5.84	3.89	3.89	4.28
6	UNITED KINGDOM	13.14	8.86	5.08	3.10	4.94	-33.67	-32.54	-42.65	-51.16	59.44	7.45	6.32	2.81	2.89	4.14
7	FRANCE	21.34	6.30	8.04	3.19	4.67	-1.56	-70.46	27.60	-11.23	46.22	12.10	4.50	4.45	2.98	3.91
8	HONG KONG	3.17	4.74	7.57	5.07	4.63	8.54	49.33	59.78	143.33	-8.62	1.80	3.38	4.19	4.73	3.88
9	MALAYSIA	4.38	6.30	9.01	7.37	3.87	99.77	43.66	43.04	62.24	-47.49	2.49	4.49	4.98	6.87	3.24
10	DENMARK	8.52	9.40	10.87	6.99	3.82	13.31	10.43	15.61	22.57	-45.29	4.83	6.71	6.01	6.52	3.20
Total 10 records		109.25	84.64	108.45	62.77	73.96	-1.87	-22.52	28.13	24.36	17.82	61.96	60.37	60.00	58.51	61.93
Other		67.06	55.55	72.30	44.52	45.47	7.69	-17.16	30.15	38.17	2.14	38.04	39.63	40.00	41.49	38.07
Total		176.31	140.19	180.75	107.29	119.43	1.56	-20.48	28.93	29.74	11.31	100.00	100.00	100.00	100.00	100.00

Parts of footwear

no.	country/ region	value : million US\$					growth rate (%)					share (%)				
		2019	2020	2021	2021 (Jan.- Jul.)	2022 (Jan.- Jul.)	2019	2020	2021	2021 (Jan.- Jul.)	2022 (Jan.- Jul.)	2019	2020	2021	2021 (Jan.- Jul.)	2022 (Jan.- Jul.)
1	VIETNAM	10.97	8.80	12.10	6.89	8.74	25.55	-19.73	37.46	22.66	26.80	31.50	34.67	38.03	38.37	36.30
2	INDONESIA	3.25	1.61	3.70	2.08	3.15	-15.44	-50.36	128.91	122.11	51.72	9.34	6.36	11.62	11.57	13.10
3	LAOS	1.76	1.24	1.56	0.82	2.38	3.57	-29.83	26.45	11.53	190.17	5.06	4.87	4.92	4.57	9.89
4	U.S.A.	0.41	0.44	1.19	0.20	2.23	-33.39	8.16	169.11	20.23	1,034.93	1.17	1.74	3.73	1.10	9.28
5	PORTUGAL	1.79	1.42	1.94	1.08	1.75	57.52	-20.65	36.81	51.68	61.67	5.14	5.60	6.11	6.02	7.26
6	HONG KONG	0.68	1.07	2.04	1.20	0.72	3.47	56.88	91.41	139.52	-40.08	1.95	4.21	6.42	6.67	2.98
7	CHINA	1.46	1.20	1.34	0.90	0.67	321.16	-17.59	11.98	50.42	-26.17	4.18	4.72	4.22	5.03	2.77
8	CAMBODIA	0.81	0.73	0.89	0.49	0.51	54.23	-9.31	21.42	9.05	3.84	2.32	2.88	2.79	2.74	2.13
9	ITALY	0.09	0.02	0.39	0.05	0.49	-1.02	-76.21	1,759.90	215.34	859.53	0.25	0.08	1.21	0.29	2.05
10	UNITED KINGDOM	0.75	1.22	1.22	0.80	0.43	5.41	62.52	-0.02	26.02	-46.29	2.15	4.80	3.83	4.47	1.79
Total 10 records		21.96	17.75	26.37	14.51	21.07	19.62	-19.15	48.53	39.95	45.17	63.07	69.93	82.88	80.82	87.54
Other		12.86	7.63	5.45	3.44	3.00	13.92	-40.63	-28.64	-28.62	-12.93	36.93	30.07	17.12	19.18	12.46
Total		34.81	25.38	31.82	17.96	24.07	17.45	-27.08	25.33	18.18	34.03	100.00	100.00	100.00	100.00	100.00



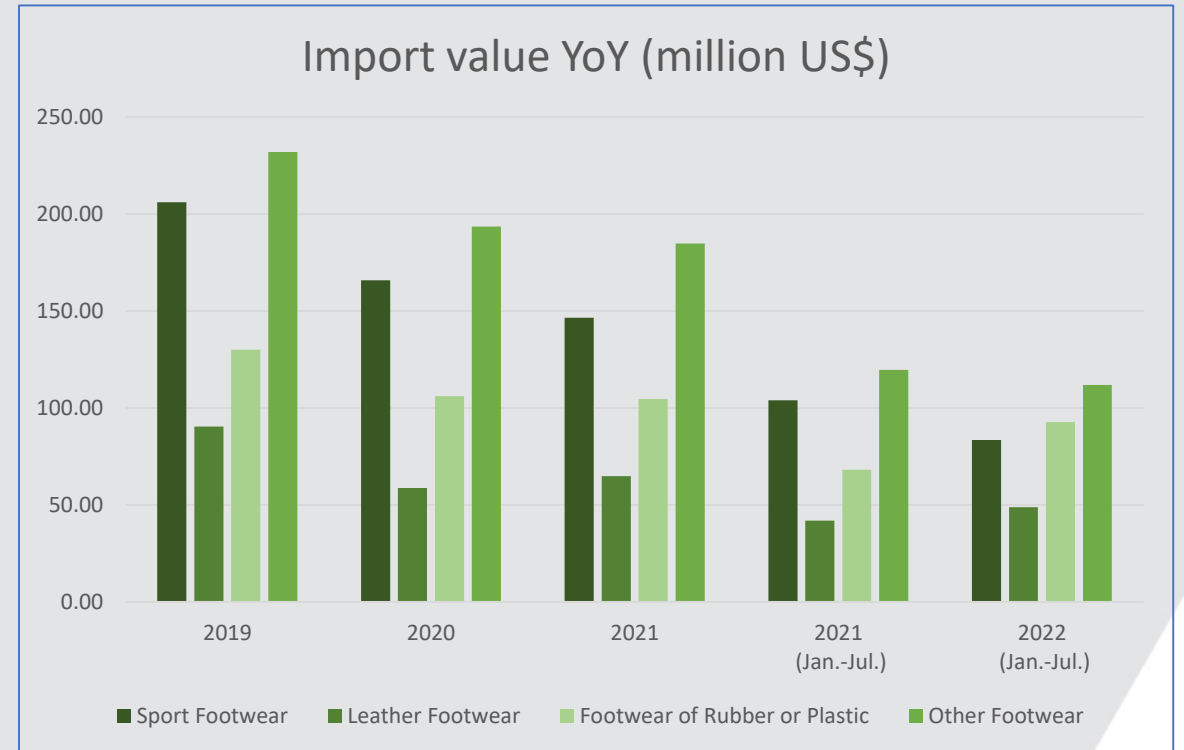
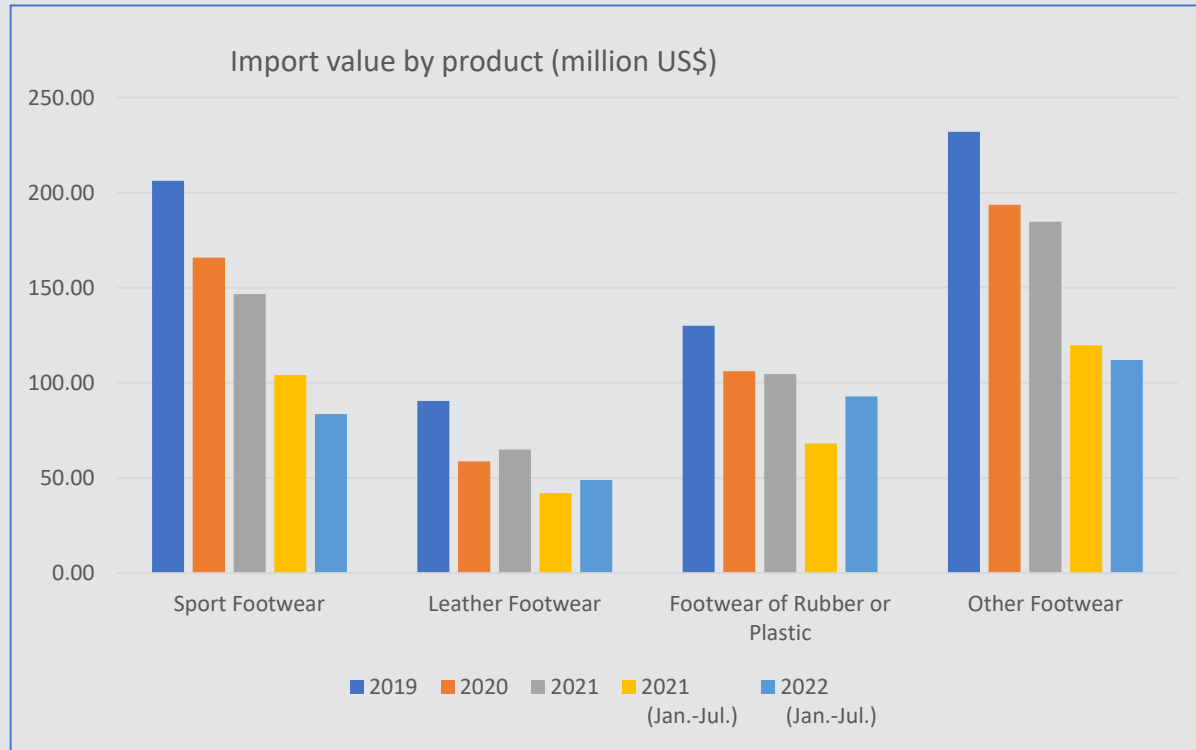
Footwear
Industry Club



Import Footwear

- 1 Footwear
- 2 Sports footwear
- 3 Leather footwear
- 4 Footwear of rubber or plastic
- 5 Other footwear

no.	catalogue	value : million US\$					growth rate (%)				
		2019	2020	2021	2021 (Jan.- Jul.)	2022 (Jan.- Jul.)	2019	2020	2021	2021 (Jan.- Jul.)	2022 (Jan.- Jul.)
1	Sport Footwear	206.2 4	165.8 7	146.6 5	104.08	83.61	48.94	-19.57	-11.59	3.05	-19.68
2	Leather Footwear	90.44	58.75	64.92	41.93	48.88	2.93	-35.04	10.51	21.46	16.58
3	Footwear of Rubber or Plastic	130.0 2	106.2 1	104.6 5	68.13	92.79	27.92	-18.32	-1.46	14.75	36.19
4	Other Footwear	232.0 7	193.6 9	184.8 2	119.77	111.97	8.92	-16.54	-4.58	8.62	-6.51
Total		658.7 6	524.5 2	501.0 4	333.91	337.24	21.76%	- 20.38%	-4.48%	9.42%	1.00%



Footwear

no.	country/ region	value : million US\$					growth rate (%)					share (%)				
		2019	2020	2021	2021 (Jan.- Jul.)	2022 (Jan.- Jul.)	2019	2020	2021	2021 (Jan.- Jul.)	2022 (Jan.- Jul.)	2019	2020	2021	2021 (Jan.- Jul.)	2022 (Jan.- Jul.)
1	CHINA	277.47	220.29	193.49	120.65	132.45	25.07	-20.61	-12.17	-1.89	9.78	42.12	42.00	38.62	36.13	39.28
2	VIETNAM	160.61	133.82	129.96	101.38	73.67	17.45	-16.68	-2.89	28.32	-27.33	24.38	25.51	25.94	30.36	21.85
3	ITALY	51.24	45.61	52.89	32.14	51.21	12.03	-10.99	15.97	29.44	59.32	7.78	8.70	10.56	9.63	15.18
4	INDONESIA	63.63	46.02	40.51	28.14	23.27	31.35	-27.68	-11.96	-13.64	-17.31	9.66	8.77	8.09	8.43	6.90
5	CAMBODIA	9.31	7.37	9.78	5.93	11.56	60.94	-20.89	32.70	15.25	94.91	1.41	1.40	1.95	1.78	3.43
6	SINGAPORE	12.07	7.84	8.39	4.48	8.00	24.96	-35.04	6.93	2.17	78.68	1.83	1.50	1.67	1.34	2.37
7	LAOS	13.44	13.68	13.69	9.18	6.78	1.54	1.74	0.11	23.10	-26.15	2.04	2.61	2.73	2.75	2.01
8	TAIWAN	4.80	3.32	5.68	3.06	4.28	51.58	-30.91	71.11	67.65	39.97	0.73	0.63	1.13	0.92	1.27
9	INDIA	10.66	5.12	9.70	6.20	3.45	20.26	-51.93	89.29	132.15	-44.38	1.62	0.98	1.94	1.86	1.02
10	BRAZIL	8.69	5.46	5.40	3.14	3.30	-0.32	-37.13	-1.20	8.82	5.27	1.32	1.04	1.08	0.94	0.98
Total 10 records		611.93	488.53	469.48	314.29	317.97	21.85	-20.17	-3.90	10.76	1.17	92.89	93.14	93.70	94.12	94.29
Other		46.83	35.99	31.56	19.62	19.27	20.64	-23.14	-12.32	-8.33	-1.78	7.11	6.86	6.30	5.88	5.71
Total		658.76	524.52	501.04	333.91	337.24	21.76	-20.38	-4.48	9.42	1.00	100.00	100.00	100.00	100.00	100.00

Sports footwear

no.	country/ region	value : million US\$					growth rate (%)					share (%)				
		2019	2020	2021	2021 (Jan. - Jul.)	2022 (Jan. - Jul.)	2019	2020	2021	2021 (Jan. - Jul.)	2022 (Jan. - Jul.)	2019	2020	2021	2021 (Jan. - Jul.)	2022 (Jan. - Jul.)
1	CHINA	72.06	58.70	44.70	29.20	29.29	56.21	-18.54	-23.84	-14.51	0.31	34.94	35.39	30.48	28.05	35.03
2	VIETNAM	71.10	61.36	54.62	43.64	23.20	41.10	-13.70	-10.97	19.94	-46.85	34.47	36.99	37.25	41.93	27.75
3	INDONESIA	36.60	28.94	29.09	20.61	15.69	45.28	-20.92	0.49	-0.05	-23.90	17.75	17.45	19.83	19.80	18.76
4	SINGAPORE	10.84	7.02	8.09	4.27	7.67	136.68	-35.25	15.26	9.91	79.78	5.26	4.23	5.52	4.10	9.18
5	MYANMAR	2.19	1.26	1.52	0.91	1.22	106.03	-42.30	20.35	42.26	34.78	1.06	0.76	1.04	0.87	1.46
6	INDIA	1.27	0.71	1.24	0.72	1.20	2.45	-44.12	74.78	101.17	66.68	0.62	0.43	0.85	0.69	1.44
7	ITALY	2.96	1.47	1.20	0.77	1.03	11.94	-50.29	-18.48	-14.87	32.97	1.44	0.89	0.82	0.74	1.23
8	JAPAN	2.00	1.74	1.33	1.07	0.97	84.57	-12.81	-23.83	-6.42	-9.29	0.97	1.05	0.90	1.02	1.16
9	HONG KONG	0.10	0.13	0.18	0.11	0.96	-37.42	30.30	35.79	90.39	764.05	0.05	0.08	0.12	0.11	1.15
10	CAMBODIA	3.25	2.07	2.21	1.37	0.89	102.08	-36.35	6.59	-13.38	-35.06	1.58	1.25	1.50	1.32	1.07
Total 10 records		202.37	163.41	144.18	102.67	82.11	50.92	-19.25	-11.77	2.95	-20.03	98.12	98.51	98.31	98.64	98.21
Other		3.87	2.47	2.47	1.42	1.50	-11.57	-36.20	.26	11.54	5.78	1.88	1.49	1.69	1.36	1.79
Total		206.24	165.87	146.65	104.08	83.61	48.94	-19.57	-11.59	3.05	-19.68	100.00	100.00	100.00	100.00	100.00

Leather footwear

no.	country/ region	value : million US\$					growth rate (%)					share (%)				
		2019	2020	2021	2021 (Jan.- Jul.)	2022 (Jan.- Jul.)	2019	2020	2021	2021 (Jan.- Jul.)	2022 (Jan.- Jul.)	2019	2020	2021	2021 (Jan.- Jul.)	2022 (Jan.- Jul.)
1	ITALY	18.29	15.24	15.27	9.20	15.86	0.19	-16.68	0.17	5.98	72.32	20.23	25.94	23.52	21.95	32.44
2	CHINA	27.92	17.40	18.39	11.30	11.82	-2.19	-37.70	5.71	9.68	4.63	30.88	29.61	28.33	26.95	24.18
3	VIETNAM	16.51	10.62	14.21	10.46	10.05	9.51	-35.67	33.77	68.45	-3.93	18.26	18.08	21.89	24.95	20.56
4	LAOS	0.83	0.46	2.36	1.62	1.87	-27.22	-44.63	413.78	1,831.30	15.42	0.92	0.78	3.63	3.86	3.82
5	INDONESIA	5.61	3.27	2.97	1.90	1.65	-11.35	-41.64	-9.18	-10.00	-12.87	6.20	5.57	4.58	4.52	3.38
6	CAMBODIA	1.67	0.81	1.05	0.82	1.16	36.38	-51.37	29.83	48.02	40.40	1.84	1.38	1.62	1.96	2.36
7	INDIA	1.76	1.06	2.15	1.06	1.12	4.99	-40.16	104.05	57.14	5.84	1.95	1.80	3.32	2.53	2.30
8	U.S.A.	1.95	1.69	2.05	1.17	0.88	18.43	-13.21	21.46	10.23	-24.63	2.15	2.88	3.16	2.80	1.81
9	SPAIN	1.77	1.28	0.85	0.51	0.78	3.20	-28.05	-33.53	-37.12	54.37	1.96	2.17	1.31	1.21	1.60
10	PORTUGAL	1.06	0.73	0.42	0.24	0.57	-2.68	-30.98	-41.87	-48.11	135.85	1.17	1.24	0.65	0.57	1.16
Total 10 records		77.37	52.55	59.73	38.28	45.76	.87	-32.08	13.65	23.68	19.54	85.55	89.46	92.00	91.30	93.62
Other		13.06	6.19	5.19	3.65	3.12	17.03	-52.59	-16.17	2.24	-14.51	14.45	10.54	8.00	8.70	6.38
Total		90.44	58.75	64.92	41.93	48.88	2.93	-35.04	10.51	21.46	16.58	100.00	100.00	100.00	100.00	100.00

Footwear of rubber or plastic

no.	country/ region	value : million US\$					growth rate (%)					share (%)				
		2019	2020	2021	2021 (Jan.- Jul.)	2022 (Jan.- Jul.)	2019	2020	2021	2021 (Jan.- Jul.)	2022 (Jan.- Jul.)	2019	2020	2021	2021 (Jan.- Jul.)	2022 (Jan.- Jul.)
1	CHINA	79.50	65.72	64.77	39.45	58.19	20.54	-17.34	-1.44	11.27	47.51	61.15	61.88	61.89	57.90	62.71
2	VIETNAM	22.57	18.89	18.54	14.68	17.50	46.67	-16.31	-1.86	40.53	19.22	17.36	17.79	17.72	21.55	18.86
3	ITALY	3.09	3.61	4.97	3.18	5.23	51.38	16.87	37.91	83.99	64.50	2.37	3.40	4.75	4.66	5.63
4	INDONESIA	2.90	2.17	1.87	1.35	1.87	52.80	-25.08	-13.61	-4.68	38.23	2.23	2.04	1.79	1.98	2.01
5	MALAYSIA	3.12	1.77	1.75	1.27	1.79	-36.65	-43.48	-0.91	44.83	41.20	2.40	1.66	1.67	1.86	1.93
6	CAMBODIA	0.56	0.39	0.61	0.42	1.55	4.84	-30.63	56.87	73.75	272.28	0.43	0.36	0.58	0.61	1.67
7	TAIWAN	0.65	0.55	0.36	0.24	1.50	51.73	-14.83	-34.63	-19.32	535.05	0.50	0.52	0.34	0.35	1.62
8	GERMANY	0.31	1.45	2.19	0.84	1.35	-25.15	368.33	50.78	57.94	60.36	0.24	1.37	2.09	1.24	1.45
9	BRAZIL	5.25	2.42	1.83	1.34	1.35	8.76	-53.94	-24.27	-13.54	0.54	4.04	2.28	1.75	1.96	1.45
10	S. KOREA	0.71	0.61	0.48	0.29	0.66	-10.25	-14.29	-21.64	-11.43	129.81	0.54	0.57	0.45	0.42	0.71
Total 10 records		118.66	97.57	97.37	63.04	90.98	22.07	-17.77	-.20	19.27	44.32	91.26	91.87	93.04	92.53	98.06
Other		11.36	8.64	7.28	5.09	1.80	155.98	-23.98	-15.74	-21.90	-64.56	8.74	8.13	6.96	7.47	1.94
Total		130.02	106.21	104.65	68.13	92.79	27.92	-18.32	-1.46	14.75	36.19	100.00	100.00	100.00	100.00	100.00

Other footwear

no.	country/ region	value : million US\$					growth rate (%)					share (%)				
		2019	2020	2021	2021 (Jan.- Jul.)	2022 (Jan.- Jul.)	2019	2020	2021	2021 (Jan.- Jul.)	2022 (Jan.- Jul.)	2019	2020	2021	2021 (Jan.- Jul.)	2022 (Jan.- Jul.)
1	CHINA	97.99	78.48	65.63	40.71	33.16	20.64	-19.91	-16.38	-5.48	-18.55	42.23	40.52	35.51	33.99	29.61
2	ITALY	26.90	25.29	31.45	18.99	29.09	18.00	-5.99	24.38	40.53	53.22	11.59	13.06	17.02	15.85	25.98
3	VIETNAM	50.43	42.95	42.58	32.59	22.92	-9.76	-14.83	-0.86	25.55	-29.67	21.73	22.17	23.04	27.21	20.47
4	CAMBODIA	3.84	4.10	5.91	3.32	7.96	58.29	6.88	44.17	19.99	139.90	1.65	2.12	3.20	2.77	7.11
5	LAOS	12.11	12.67	11.31	7.55	4.85	5.71	4.67	-10.74	10.39	-35.77	5.22	6.54	6.12	6.30	4.33
6	INDONESIA	18.52	11.63	6.58	4.28	4.06	23.27	-37.21	-43.41	-49.26	-5.06	7.98	6.00	3.56	3.57	3.63
7	TAIWAN	3.98	2.70	5.29	2.80	2.76	66.19	-32.14	95.91	86.56	-1.19	1.71	1.39	2.86	2.33	2.47
8	BRAZIL	2.23	2.32	3.19	1.55	1.78	-13.78	4.26	37.43	72.82	14.77	0.96	1.20	1.73	1.29	1.59
9	JAPAN	1.67	1.54	1.45	0.89	0.76	14.55	-7.76	-5.92	3.59	-15.20	0.72	0.79	0.78	0.75	0.68
10	SPAIN	1.06	0.92	1.18	0.87	0.73	-3.92	-13.09	27.58	62.68	-15.40	0.46	0.48	0.64	0.72	0.66
Total 10 records		218.72	182.61	174.57	113.54	108.08	11.39	-16.51	-4.40	8.79	-4.81	94.25	94.28	94.46	94.80	96.53
Other		13.35	11.09	10.25	6.23	3.89	-20.15	-16.92	-7.58	5.54	-37.52	5.75	5.72	5.54	5.20	3.47
Total		232.07	193.69	184.82	119.77	111.97	8.92	-16.54	-4.58	8.62	-6.51	100.00	100.00	100.00	100.00	100.00

